


## Group Quilt Block Directions - Moores Cancer Center 2025



Block: Quarter Log Cabin

Scant 1/4" seam used throughout.

Size: Block should be at least 11" unfinished - a little larger is fine, as they will all be trimmed to a uniform size.

Color Palette of blues, greens, yellows, and white/low volume - all values. Tone on tone blenders are great for this, as well as prints that incorporate multiple colors from the palette - please try not to add in prints with other colors. Solids are also welcome to be used in these blocks.


### Materials:

- 1 square - can be anywhere between 3" - 5"

- Fabric Strips to make pairs for each round - each strip should be 1.5"-3" wide (same width for each pair) and vary widths between rounds, if possible.


- You will need approximately 4-6 strip pairs (or more) for a complete block - amount dependent on size of starting square and strip widths used throughout the block.

- For each strip pair, the preferred cutting method is to rough cut each piece to be a little longer and then trim, as shown below. You can also pre measure the length before adding the next round if you want to be exact.



### Directions:

1. Take your square and first strip of fabric - rough cut the strip into two pieces as seen here, making sure to make each strip long enough to cover the edge of where it will be sewn.
2. Sew strips to right and top sides of the square, pressing seams after each strip is sewn on. Sample block has seams pressed towards the strips, but press as desired. Trim any excess before sewing additional rounds.
3. Continue sewing strip pairs in this manner until block is at least 11" square. Please do not square up your block to be this size - all blocks will be trimmed to a uniform size once they have been collected.



**Completed blocks due back at the November guild meeting (Sunday, November 9th).**

Please note: Block kits will likely have extra fabric - feel free to use it with some scraps to make an additional block if desired or return any leftovers with the bag your block kit came in so that the bag can be reused.

**Questions?** Email Kristyn at [sdmqgcharity@gmail.com](mailto:sdmqgcharity@gmail.com)